

DECLARATION OF BLOOD PRESSURE MEASURING DEVICE EQUIVALENCE

A SIGNED COPY WILL BE POSTED ON THE www.dableducational.org WEBSITE

SECTION A - Please complete all items.

I **Kevin Tan**, a Director of **Guangdong Transtek Medical Electronics Co., Ltd**,
Name of a Company Director Company name

hereby state that there are no differences that will affect blood pressure measuring accuracy between the

Maker^a **Guangdong Transtek Medical Electronics Co., Ltd** Address **Zone A, No.105 ,Dongli Road, Torch Development District, Zhongshan,528437,Guangdong,China**

Manufacturer^b **Guangdong Transtek Medical Electronics Co., Ltd** Address **Zone A, No.105 ,Dongli Road, Torch Development District, Zhongshan,528437,Guangdong,China**

Brand^c **Alvita/Kinetik Wellbeing** Model^d **TMB-1491-S**

Blood pressure measuring device for which validation is claimed. If alternative model names are used, include all.

blood pressure measuring device and the validated blood pressure measuring device

Maker^a **Guangdong Transtek Medical Electronics Co., Ltd** Address **Zone A, No.105 ,Dongli Road, Torch Development District, Zhongshan,528437,Guangdong,China**

Manufacturer^b **Guangdong Transtek Medical Electronics Co., Ltd** Address **Zone A, No.105 ,Dongli Road, Torch Development District, Zhongshan,528437,Guangdong,China**

Brand^c **TRANSTEK** Model^d **TMB-1491**

Existing validated blood pressure measuring device.

which has previously passed the **2010** protocol, the results of which were published as follows:

Title: Validation of Transtek blood pressure monitor TMB-1491 for self-measurement according to the European Society of Hypertension International Protocol

Authors: Tian H., Zeng S., Zhong X., Gong W. and Liu W.

Publication: Blood Press Monit. 2015 May

Full reference

The only differences between the devices involve the following components:

Tick one box for each item 1–18.

Part I	1	Algorithm for Oscillometric Measurements	Yes <input type="checkbox"/>	No <input checked="" type="checkbox"/>	N/A ^e <input type="checkbox"/>
	2	Algorithm for Auscultatory Measurements	Yes <input type="checkbox"/>	No <input type="checkbox"/>	N/A ^f <input checked="" type="checkbox"/>
	3	Artefact/Error Detection	Yes <input type="checkbox"/>	No <input checked="" type="checkbox"/>	
	4	Microphone(s)	Yes <input type="checkbox"/>	No <input type="checkbox"/>	N/A ^f <input checked="" type="checkbox"/>
	5	Pressure Transducer	Yes <input type="checkbox"/>	No <input checked="" type="checkbox"/>	
	6	Cuffs or Bladders	Yes <input type="checkbox"/>	No <input checked="" type="checkbox"/>	
	7	Inflation Mechanism	Yes <input type="checkbox"/>	No <input checked="" type="checkbox"/>	
	8	Deflation Mechanism	Yes <input type="checkbox"/>	No <input checked="" type="checkbox"/>	
Part II	9	Model Name or Number	Yes <input checked="" type="checkbox"/>	No <input type="checkbox"/>	
	10	Casing	Yes <input type="checkbox"/>	No <input checked="" type="checkbox"/>	
	11	Display	Yes <input checked="" type="checkbox"/>	No <input type="checkbox"/>	
	12	Carrying/Mounting Facilities	Yes <input type="checkbox"/>	No <input checked="" type="checkbox"/>	
	13	Software other than Algorithm	Yes <input checked="" type="checkbox"/>	No <input type="checkbox"/>	
	14	Memory Capacity/Number of stored measurements	Yes <input checked="" type="checkbox"/>	No <input type="checkbox"/>	
	15	Printing Facilities	Yes <input type="checkbox"/>	No <input type="checkbox"/>	N/A ^g <input checked="" type="checkbox"/>
	16	Communication Facilities	Yes <input type="checkbox"/>	No <input type="checkbox"/>	N/A ^g <input checked="" type="checkbox"/>
	17	Power Supply	Yes <input type="checkbox"/>	No <input checked="" type="checkbox"/>	
	18	Other Facilities	Yes <input type="checkbox"/>	No <input type="checkbox"/>	N/A ^g <input checked="" type="checkbox"/>

An explanation of each item ticked “Yes” must be included in Section B or on a separate sheet.

Notes: a Provide the name and address of the actual maker of the device.

b Provide the name and address of the legal manufacturer of the device, even if it is the same as that of the maker.

- c Provide the name of the brand under which it is sold, even if it is the same as that of the manufacturer or maker.
- d Provide the model name. If alternative or internal model names are used, include all. Each device must be uniquely identifiable.
- e Only tick N/A (Not Applicable) if neither device measures blood pressure using the oscillometric method.
- f Only tick N/A (Not Applicable) if neither device measures blood pressure using the auscultatory method.
- g Only tick N/A (Not Applicable) if neither device provides printing, communication or other facilities, as appropriate.

SECTION B An explanation for each item, 1 to 18, ticked "Yes" in Section A must be provided here or in an attached document. All differences between the devices must be described.

- SECTION C** Please check that the following are included with the application
- A manual for the validated device
 - A manual for the device for which equivalence is being sought
 - Completed DET9 Form
 - An image of the device for which equivalence is being sought
 - An image of the screen layout of validated device*
 - An image of the screen layout of the device for which equivalence is being sought*

* Screen layouts shown complete, and without obscuring labels or lines, in manuals need not be included separately.

SECTION D Complete all items, bar signatures and seal, online and print. Sign and seal it then send the original to our address below. Please email a signed copy of this form, together with the manuals and images for both devices, to info@dableducational.org.

Signature of Director Kevin Tan

Name Kevin Tan

Date April 2nd, 2022

Signature of Witness Caroline Liu





Name Caroline.liu

Address Zone A, No.105 ,Dongli Road, Torch Development District,
528437 Zhongshan,Guangdong,China

Company Stamp/Seal



Comparison of the Alvita/Kinetik Wellbeing TMB-1491-S with the Guangdong Transtek Medical TMB-1491

Devices – Item 9	Alvita/Kinetik Wellbeing TMB-1491-S	Guangdong Transtek Medical TMB-1491
Pictures		
Display Image		
Validation		ESH 2010
Category	<i>Upper Arm device for self measurement of blood pressure</i>	<i>Upper Arm device for self measurement of blood pressure</i>
Casing – Item 10	<p><i>Dimensions</i></p> <p>110mm*110mm*40mm</p> <p><i>Ports</i></p>	<p><i>Dimensions</i></p> <p>110mm*110mm*40mm</p> <p><i>Ports</i></p>

	<p><i>Cuff port</i></p> <p><i>Features</i></p> <p>Alvita printing</p> <p>Blood pressure measurement</p> <p>WHO classification</p> <p>Pulse rate</p> <p>Button printing</p>	<p><i>Cuff port</i></p> <p><i>Features</i></p> <p>Transtek printing</p> <p>Blood pressure measurement</p> <p>WHO classification</p> <p>Pulse rate</p> <p>Button printing</p>
Display – Item 11	<p><i>Type</i></p> <p>LCD</p> <p>LCD V.A.60×40.5mm</p>	<p><i>Type</i></p> <p>LCD</p> <p>LCD V.A.60×40.5mm</p>
Carrying/Mounting Facilities – Item 12	None	None
Software other than Algorithm – Item 13	<p><i>One User</i></p> <p><i>90 sets memories/per user</i></p> <p><i>2 grade indicator</i></p> <p><i>mmHg unit</i></p>	<p><i>Dual Users</i></p> <p><i>60 sets memories/per user</i></p> <p><i>2 grade indicator</i></p> <p><i>mmHg unit or kPa</i></p>
Memory Capacity Item 14	<i>90 sets memories/one user</i>	<i>60 sets memories/two user</i>
Printing Facilities Item 15	N/A	N/A
Communication Facilities – Item 16	N/A	N/A
Power Supply Item 17	<i>4 dry cells 1.5V AAA, 6V DC</i>	<i>4 dry cells 1.5V AAA, 6V DC</i>

Other differences	Other Details on Equivalent device that are different to Validated device	Other Details on Validated device that are different to Equivalent device
Same Criteria	<p><i>N/A</i></p> <p>Measurement</p> <p><i>Accuracy</i></p> <p><i>Pressure:5°C-40°C within±3mmHg</i></p> <p><i>Pulse value:±5%</i></p> <p>Method</p> <p><i>Oscillographic testing mode</i></p> <p>Ranges</p> <p><i>Rated cuff pressure:</i></p> <p><i>Pressure:0mmHg~299mmHg</i></p> <p><i>Pulse value: (40-199)beat/minute</i></p> <p><i>Measurement pressure:</i></p> <p><i>SYS: 60mmHg~230mmHg (8.0kPa~30.7kPa)</i></p> <p><i>DIA: 40mmHg~130mmHg (5.3kPa~17.3kPa)</i></p> <p><i>Pulse value: (40-199)beat/minute</i></p> <p>Inflation</p> <p><i>Automatic inflation</i></p> <p>Deflation</p> <p><i>Automatic deflation</i></p> <p><i>Cuffs (Please state sizes and materials used)</i></p> <p><i>22CM-42CM,Nylon</i></p> <p>Sensors</p>	<p><i>N/A</i></p> <p>Measurement</p> <p><i>Accuracy</i></p> <p><i>Pressure:5°C-40°C within±3mmHg(0.4kPa)</i></p> <p><i>Pulse value:±5%</i></p> <p>Method</p> <p><i>Oscillographic testing mode</i></p> <p>Ranges</p> <p><i>Rated cuff pressure:</i></p> <p><i>Pressure: 0kpa - 40kpa (0mmHg~300mmHg)</i></p> <p><i>Pulse value: (40-199)beat/minute</i></p> <p><i>Measurement pressure:</i></p> <p><i>SYS: 60mmHg~230mmHg (8.0kPa~30.7kPa)</i></p> <p><i>DIA: 40mmHg~130mmHg (5.3kPa~17.3kPa)</i></p> <p><i>Pulse value: (40-199)beat/minute</i></p> <p>Inflation</p> <p><i>Automatic inflation</i></p> <p>Deflation</p> <p><i>Automatic deflation</i></p> <p><i>Cuffs(Please state sizes and materials used)</i></p> <p><i>About 22cm-32cm or 32-42cm,polyester</i></p> <p>Sensors</p>

	<p><i>Piezo-resistive</i></p> <p><i>Measurements other than Blood Pressure</i></p> <p><i>Pulse rate</i></p> <p>Buttons/Switches</p> <p><i>Power button – START/STOP button</i></p> <p><i>Memory button – MEM button</i></p> <p><i>Set button – SET button</i></p> <p><i>Analysis – N/A</i></p> <p><i>Event Marking – N/A</i></p> <p><i>Communication – N/A</i></p> <p>Display/Symbols/Indicators</p> <p><i>Preparation</i></p> <p><i>Automatic Zero setting</i></p> <p><i>Measurement Procedure</i></p> <p><i>Inflation symbol</i></p> <p><i>Pressure value indication</i></p> <p><i>Current time</i></p> <p><i>Measurement Records</i></p> <p><i>Systolic blood pressure (SYS)</i></p> <p><i>Diastolic blood pressure (DIA)</i></p> <p><i>Pulse rate</i></p> <p><i>Measurement time</i></p> <p><i>Memory Query symbol</i></p>	<p><i>Piezo-resistive</i></p> <p><i>Measurements other than Blood Pressure</i></p> <p><i>Pulse rate</i></p> <p>Buttons/Switches</p> <p><i>Power button – START/STOP button</i></p> <p><i>Memory button – M button</i></p> <p><i>Set button – S button</i></p> <p><i>Analysis – N/A</i></p> <p><i>Event Marking – N/A</i></p> <p><i>Communication – N/A</i></p> <p>Display/Symbols/Indicators</p> <p><i>Preparation</i></p> <p><i>Automatic Zero setting</i></p> <p><i>Measurement Procedure</i></p> <p><i>Inflation symbol</i></p> <p><i>Pressure value indication</i></p> <p><i>Current time</i></p> <p><i>Measurement Records</i></p> <p><i>Systolic blood pressure (SYS)</i></p> <p><i>Diastolic blood pressure (DIA)</i></p> <p><i>Pulse rate</i></p> <p><i>Measurement time</i></p> <p><i>Memory Query symbol</i></p>
--	--	--

	<p><i>Date and Time</i></p> <p><i>Displayed in the lower right corner of LCD</i></p> <p><i>Power</i></p> <p><i>Low power</i></p> <p><i>Features</i></p> <p><i>Measuring during inflation</i></p> <p>Algorithms</p> <p><i>Equivalent device has the identical measurement algorithm as the validated device.</i></p>	<p><i>Date and Time</i></p> <p><i>Displayed in the lower right corner of LCD</i></p> <p><i>Power</i></p> <p><i>Low power</i></p> <p><i>Features</i></p> <p><i>Measuring during inflation</i></p> <p>Algorithms</p> <p><i>Equivalent device has the identical measurement algorithm as the validated device.</i></p>
<p>Comparable Criteria</p>	<p>Measurement</p> <p><i>Cuffs (Please state sizes and materials used)</i></p> <p><i>About 22cm-42cm, Nylon</i></p> <p><i>Measurement Records</i></p> <p><i>90 sets/per user, total one user</i></p> <p>Display/Symbols/Indicators</p> <p><i>Post Measurement</i></p> <p><i>Systolic blood pressure (SYS)</i></p> <p><i>Diastolic blood pressure (DIA)</i></p> <p><i>Pulse rate</i></p> <p><i>Measurement time</i></p>	<p>Measurement</p> <p><i>Cuffs (Please state sizes and materials used)</i></p> <p><i>About 22cm-32cm or 32-42cm, polyester</i></p> <p><i>Measurement Records</i></p> <p><i>60 sets/per user, total two users</i></p> <p>Display/Symbols/Indicators</p> <p><i>Post Measurement</i></p> <p><i>Systolic blood pressure (SYS)</i></p> <p><i>Diastolic blood pressure (DIA)</i></p> <p><i>Pulse rate</i></p> <p><i>Measurement time</i></p>

	<p><i>Function</i></p> <p><i>Measure blood pressure and heart rate</i></p> <p><i>Recall measurement records</i></p> <p><i>Delete measurement records</i></p>	<p><i>Function</i></p> <p><i>Measure blood pressure and heart rate</i></p> <p><i>Recall measurement records</i></p> <p><i>Delete measurement records</i></p>
--	--	--

Comments	
Recommendation	Recommended
Date	May 2022